




MOODS[®]

FOR THE LOVE OF CREATIVE LIVING

Let's play with MOODS®

2.



3.



C R E A T I V E — D E S I G N F L O O R S



01

TRENDS

The Inspiration

p.6




02

STUDIO

The Creation

p.10



03

MOODS

The Collection

p.24



04

EXTRAS

The Overview

p.130

The Moduleo® quality

p.140

The Completion

p.144

The Installation

p.150

The Finishing

p.152

The Maintenance

p.154

The Company

p.156

Explore Moduleo®

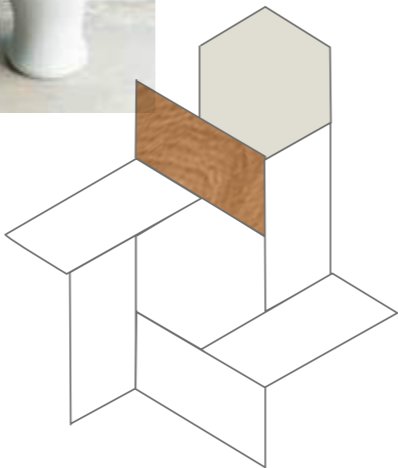

p.160

FOR THE
LOVE OF...



We have witnessed the popularity of minimalism in interior design. Now we will be surprised by creative, bold and fun interiors. Think vibrant colours, enriched with unlikely mixtures of patterns, materials and shapes, complemented by striking design pieces.

More is more, that's what maximalism is all about. The trend unleashes inner creativity, uses bold statement pieces and values a sense of surrealism in decorating. There are no rules. But the bigger, brighter and busier the better.



reddot winner 2021



C R E A T I V E - LIVING

We're seeing kaleidoscopic designs pop up in lots of spaces. Geometric patterns are a great way to introduce visual interest. There is something deeply satisfying about them. You don't have to be a math lover to admire them. And they never really go out of style.

Geometric shapes have become an almost immortal trend. They have been used in interiors and architecture for centuries. Whether they play the role of subtle accent or bold statement, geometric patterns add sophistication, visual harmony and rhythm to any interior.



Coming home to an interior that makes you feel good and promotes positive feelings, is good for your general health and well-being, as thoughts and feelings are easily influenced by the surroundings. Believe it or not, your home can make you happy. So, time to set the right mood.

6.

7.

8.

WE'VE CREATED MOODS

Creative design floor collection

If furniture, lighting and decoration can play an accent role in an interior, why not the floor? Our thoughts exactly. So, we created Moods, a contemporary collection with creative designs, from naturally sophisticated to wildly dynamic, but always strikingly expressive. A Moduleo® Moods floor is art. And it will definitely change the face of your interior.

Shapes, patterns and styles

Our creative design floors have lively patterns in which geometric shapes are combined with a selection of wood and stone textures and soft pastel colours from the Moduleo® Transform and Impress collections. The result is a unique floor with a very distinctive style and personality – and the signature Moduleo® quality: beautiful, practical and durable.


For those who love creative living

Moduleo® Moods is the vinyl floor collection for those who love creative living – people with an eye for beauty and a heart for creativity, who believe that something as ordinary as a floor can become the most extraordinary part of their interior. Can you blame them?

10.

The Creation.

Welcome to the creative studio – the place where we've created Moduleo® Moods. Step inside our creative hub, discover the story behind Moduleo® Moods and find out how the creative design floors take shape, from the initial idea to the final result, with all building blocks in between.



HOW WE
CHANGE
THE FACE
OF INTERIOR
DESIGN

THE IDEA



Philip De Ruyscher
Design Manager Moduleo®

How creative design floors take shape

At Moduleo®, we're constantly researching trends to ensure we put together a contemporary range of beautiful, practical and durable design floors that meet people's needs and expectations. And some people are looking for something unexpected, slightly out of the ordinary even. This simple insight sparked the idea for a creative design floor collection.

Geometric patterns have always been popular in interior design – and they still are. And we have the technology to cut vinyl into specific shapes. So, we started cutting geometric shapes and playing with graphic patterns. By adding wood and stone textures from the Transform and Impress collections, we created new design floors and new interior moods. That's how the Moduleo® Moods collection first saw the light of day...

01. The shape

Creative design starts with a geometric shape.

New shapes, patterns and styles

Building on the success of Moduleo® Moods, we now present the second-generation creative design floors. Additional shapes, exciting new patterns and a selection of soft pastel colours represent the biggest changes. Two geometric shapes – the hexagon and the diamond – are now also available in a larger size.



02. The pattern

A repetitive combination of geometric shapes.

03. The style

Colours and textures bring the pattern to life.

Beautiful, practical and durable floors

Creative design is one thing. Let's not forget our luxury vinyl floors also have great functional features in terms of comfort and performance. Our creative design floors feel soft and warm, excel in acoustic comfort and come with an improved protective layer that makes them wear, scratch and stain resistant. They are water resistant and easy to maintain. Actually, the popular design adage 'form follows function' suits Moduleo® Moods perfectly.

04. The design floor

The result: a strikingly expressive Moduleo® Moods floor.

13.

WE'VE CREATED MOODS®

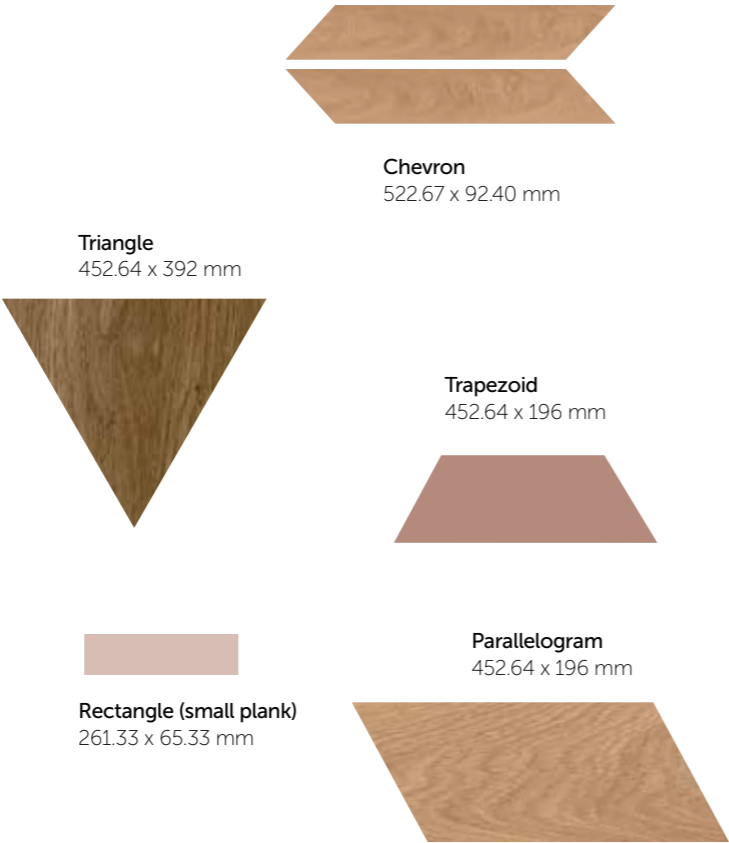
NOW IT'S TIME TO SET YOURS

THE - SHAPE

SEVEN SHAPES,
COUNTLESS
POSSIBILITIES


**Creative design starts with a
geometric shape.**

Geometric shapes are the basic building blocks of a creative Moduleo® Moods floor. There's a variety of shapes available to choose from, from a simple rectangle to a sophisticated hexagon. What's your favourite? Well, maybe you can't tell just yet. Wait and see what happens when we turn shapes into patterns and add some textures or colours. Within this modular system, the possibilities are endless.




**Two shapes come in a small
and a large variant.**

Two popular geometric shapes – the hexagon and the diamond – are now also available in a larger size. You'll see that different shape sizes immediately change the mood and sense of space in a room: bigger shapes radiate both power and peace, while a playful combination of smaller shapes creates more liveliness inside.



TWELVE PATTERNS,
FROM SIMPLE TO
SIMPLY INGENUOUS



THE PATTERN


**A repetitive combination of
geometric shapes.**

Every Moduleo® Moods pattern is built from a repetitive combination of one or more geometric shapes. By interlocking them with each other at different angles, we've created one family of twelve intricate – sometimes even daring – kaleidoscopic patterns.

**From a classic chevron to
stylish wickerwork.**

Herringbone and chevron patterns are all-time classics and therefore always a good idea – they fit any interior. But here's the surprise: in the Moods collection, they come with a creative twist.

And by introducing new geometric shapes such as trapezoids and parallelograms, we were able to create more wickerwork patterns. According to trend watchers, wickerwork patterns even have the potential to exceed the popularity of herringbone floors.



FROM SINGLE TEXTURES
TO A MIX OF WOODS,
STONES AND PASTELS

THE STYLE



CREATIVE — DESIGN FLOORS

ARE YOU
LOOKING FOR...



Sophisticated
and never boring?

Just one wood or stone texture.
A playful combination of both.
And why not with some colour.
Every Moods pattern has several
style variants. Perhaps you've
already noticed: combining textures
or colours can make a world of
difference within the same pattern –
and by extension your interior.

Or dynamic
boldness?



19.



Something daring?
Be brave and go wild.

01. The shape
02. The pattern
03. The style
04. The result





T H E - R E S U L T

THE DESIGN FLOOR

**A creative design floor sets
the mood at home.**

When geometric shapes, playful patterns and different textures or colours come together, a beautiful design floor is born. Every Moduleo® Moods floor has its very own style and personality, ready to match with yours. Beautiful design, that's for sure. But Moods also excels in terms of comfort and performance – with the quality Moduleo® is known for.


We've created Moduleo® Moods. Now it's time to set yours! Find your favourite within a wide collection of creative design floors, from sophisticated to wildly dynamic.



reddot winner 2021

**With the signature
Moduleo® quality**

23.



- ✓ Excellent acoustic comfort
- ✓ Soft and warm feel
- ✓ Wear, scratch & stain resistant
- ✓ Fully water resistant
- ✓ Easy to maintain
- ✓ Compatible with underfloor heating

107 UNIQUE CREATIVE
D E S I G N

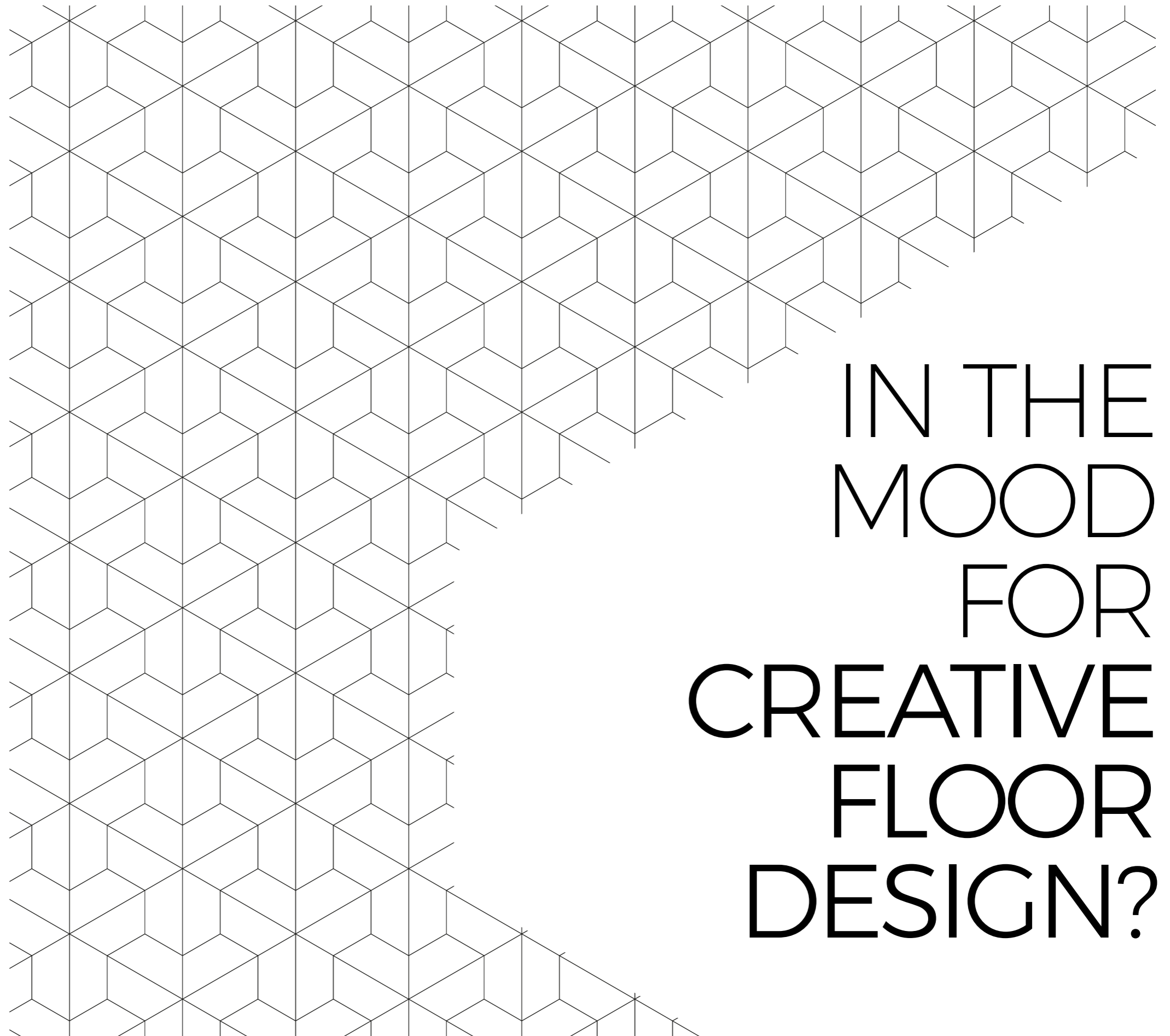
FLOORS

C R E A T I V E - DESIGN FLOORS

The Collection.

Discover the Moduleo® Moods collection: browse through 12 distinctive patterns, be inspired by various room settings and select your favourite floor design – there are only 107 creative design floors to choose from, so get started.

24.



IN THE
MOOD
FOR
CREATIVE
FLOOR
DESIGN?

SOPHISTICATED...

26.




...BUT
NEVER
BORING



27.


STYLE ■ SOPHISTICATED

A DYNAMIC
BOLDNESS




BE
BRAVE

30.



STYLE — WILD

31.

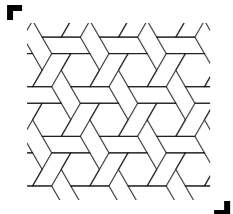


GO
WILD


Meet the patterns.

C R E A T I V E — D E S I G N F L O O R S

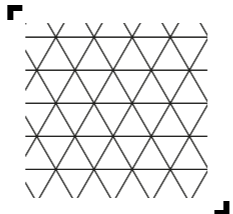
32.



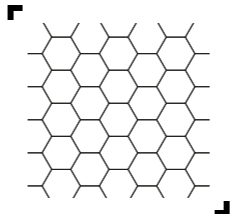
WICKER



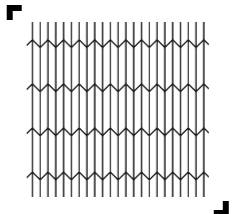
CHEVRON



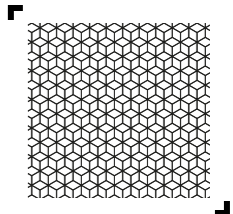

TRIANGLES



BIG
HEXAGON




ARROW

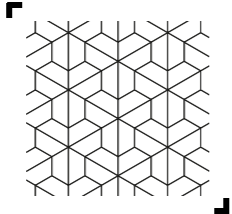


DIAMOND
CUBES

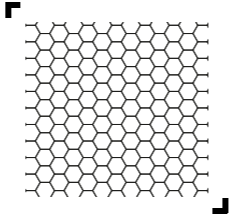
33.



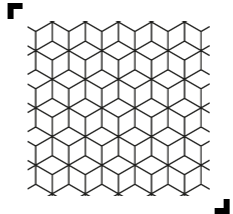
VORTEX




MESH



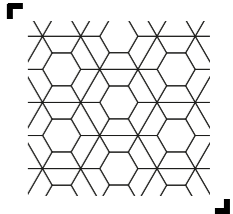
HEXAGON



BIG
DIAMOND




HERRING
BONE



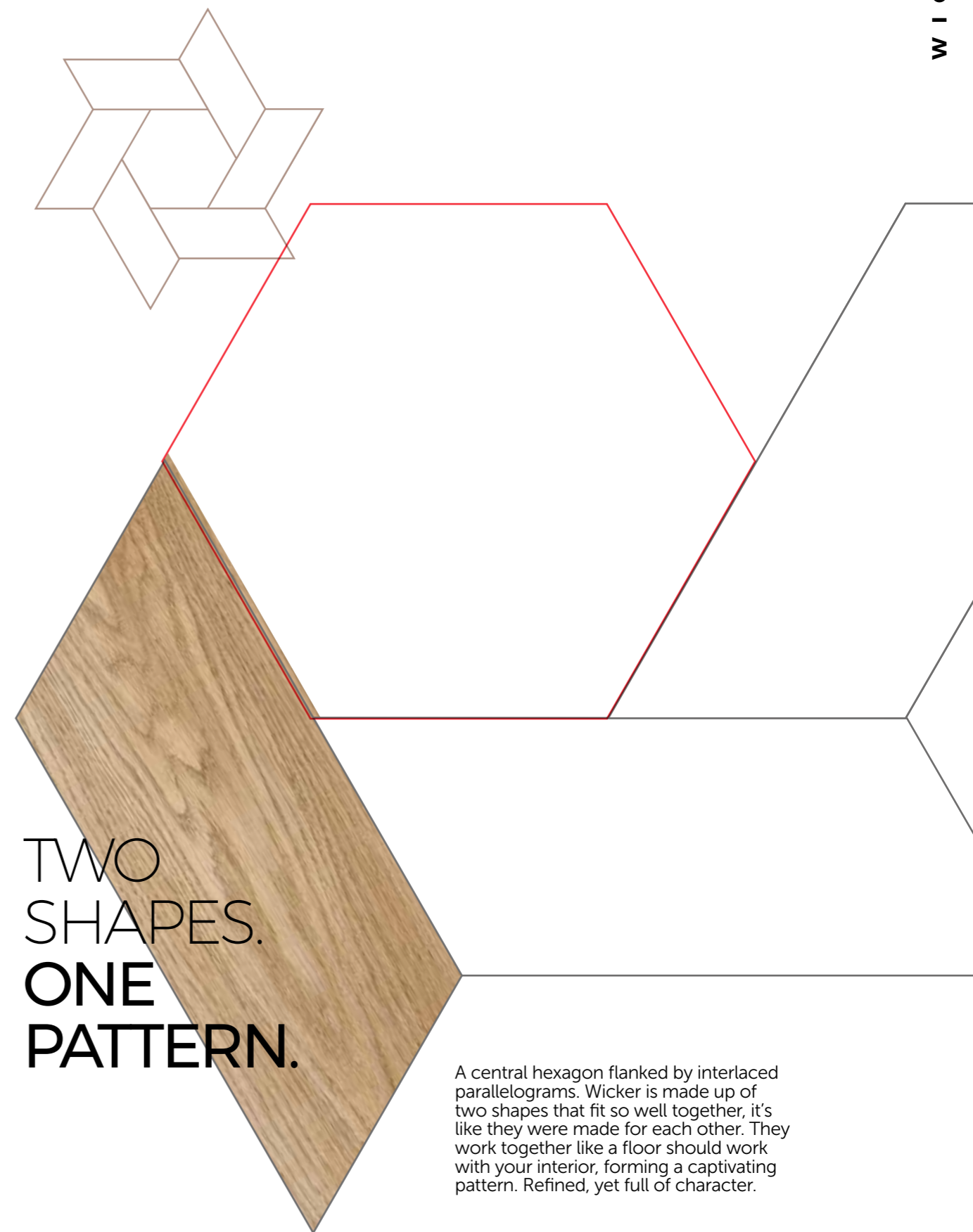
PEPPER

34.



Full pattern: 3.5x3.5 m


**W I C K
E R -**



TWO
SHAPES.
ONE
PATTERN.

A central hexagon flanked by interlaced parallelograms. Wicker is made up of two shapes that fit so well together, it's like they were made for each other. They work together like a floor should work with your interior, forming a captivating pattern. Refined, yet full of character.

36.



37.







INTERTWINED.
LIKE WICKER.

The intriguing sequence resembles a woven texture. Intertwined and interlaced, like wicker. Adding warmth and texture to any space. Complex, but no less soothing to the eye. Liven up the room by playing with contrasting colours and textures, or go for a classy yet lively tone-on-tone pattern.

THE MOOD WICKER -


38.

Wicker is the pattern in which colours and textures meet – expressively so. Depending on your preferred colour combination, it's either the hexagon or the parallelogram that catches the eye. Made up of exclusively natural hues, Wicker adds an organic vibe to the room. Its wooden hues and stone textures fit together like they would in a natural landscape.




WOODEN HUES
AND STONE
TEXTURES

40.



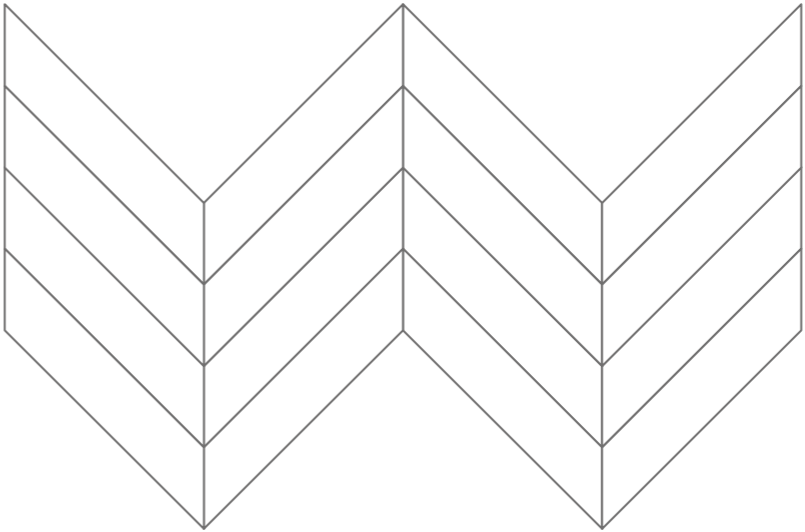
The Wicker floor finds its place in any type of room, always offering the many advantages of luxury vinyl. In the living room, you'll enjoy its warmth and softness. In the kitchen, you'll enjoy its convenience and durability. The stylish appearance of Wicker, for you to enjoy anywhere.





Full pattern: 3.5x3.5 m

OF THE
SAME
STRIPE.



The alternating V-shapes in the Chevron arrangement create interesting patterns, playing with lines and stripes. Evenly coloured tiles in a zigzag pattern or vertical stripes of the same colour? You choose how much contrast you want to add. Serious or playful, both are possible.

CHEVRON.

44.



45.



NATURAL HUES & WOOD TONES.

The Chevron pattern works in all kinds of colour combinations. Mixing hues of wood creates an organic atmosphere with a dynamic touch. Even when using multitextured combinations, the look and feel will stay natural. Tone-on-tone variations are more subtle, but no less interesting.


46.



ZIGZAG,
STRIPES OR
BOTH?




47.






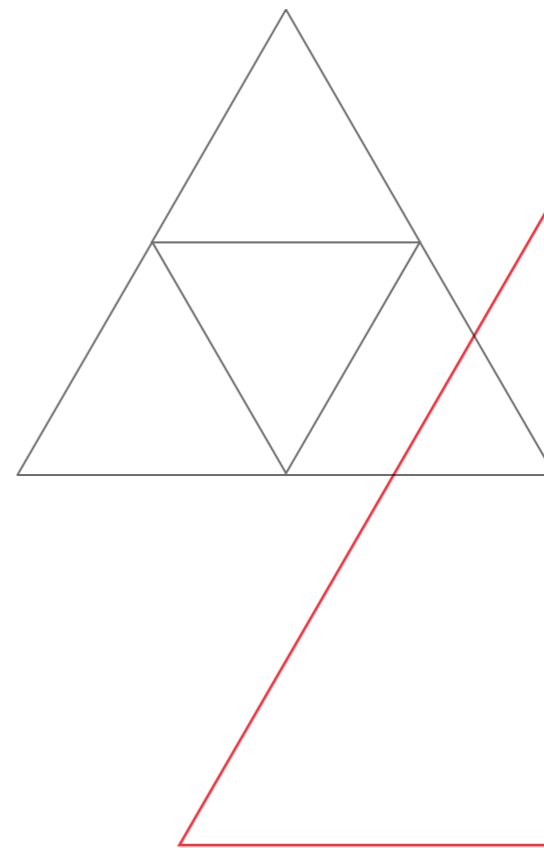
The Chevron pattern is presented in several colours: from intensely dark to classy pale, from warm brown to cool grey. The grain and nerves in the wood provide an interesting texture, without losing the serenity that we can expect from a wooden floor.



50.



TRIANGLES -



51.



GEOMETRY HAVING FUN.

The triangle is at the base of many geometrical motifs. In our Triangles pattern, it's the fundamental building block. Taking the lead role, it guides the eye and fills the room with character. Playing with different tones of wood, the result is natural yet graphic.

Multi-
coloured /

52.



**C R E A
T I V E _**
DESIGN FLOORS

53.




SETTING
THE TONE
WITH CONTRAST.

The triangle shape comes in three warm wooden tones, with which we created three unique multitextured patterns: a lively colour combination for every personality. The high contrast sets the tone while at the same time, it provides the perfectly complimenting background for your furniture.




TRIANGLES 363



In the Triangle Twin Tip pattern, it's all about the balance between light and dark. The colour palette, made up of three wooden hues, fits perfectly in contemporary interiors with modern elements such as concrete walls and minimal furniture. Its playful pattern energises sober decors, while the wooden look makes any room feel warmer. It also adds a natural touch, which can be emphasised by adding greenery and plants.


56.



Full pattern: 3.5x3.5 m

V O R
T E X .


57.




ONE
SHAPE.
ONE
PATTERN.

Behold the power of the trapezoid. Combine three of them and you get a triangle, the base for the swirling vortex pattern. Lively and fierce when combined with the same wood design. Unusually dynamic when composed with different textures. Either way, it pulls your eyes right into the design.

58.



59.




SWIRL AROUND IN A VORTEX OF COLOURS.

Liking the vortex pattern is one thing. The combination of different wood and stone textures or striking trend colours is another. The result? Repetitive geometric designs for a refined graphic signature in your interior. Intriguing and inviting at the same time.

CREATIVE


DESIGN FLOORS

60.



61.






WHEN SHAPES DANCE ACROSS THE FLOOR.


Refined and sophisticated: that's what characterises the Vortex pattern. Its pure colour palettes and single-coloured compositions deliver an intriguing effect – the wooden nerves guiding the eye across the floor. The trapezoid shape seems to be dancing across the room. Vortex brings softness and warmth, in harmony with the natural features of luxury vinyl.

63.



VORTEX 368

VORTEX 369

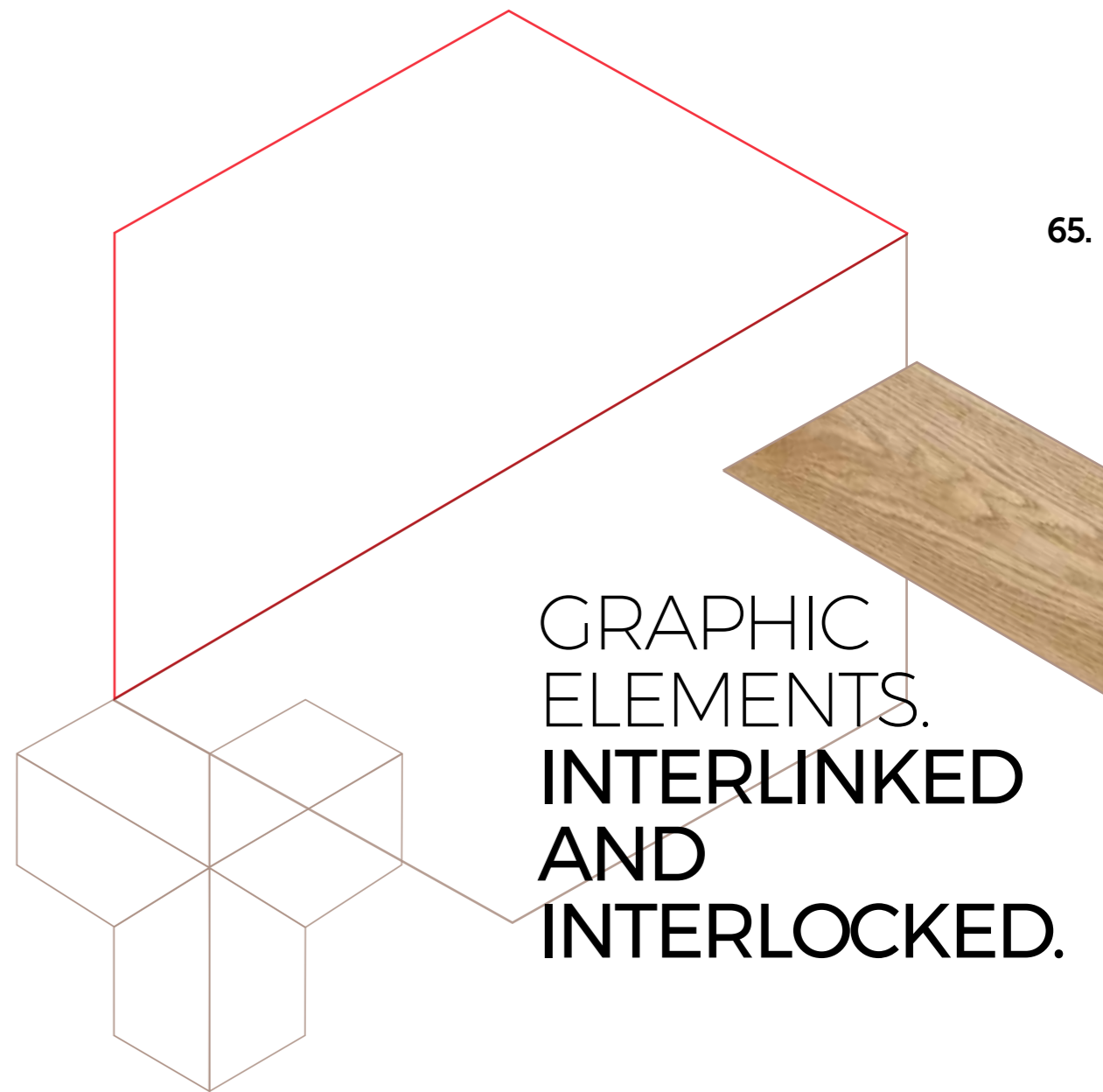


Full pattern: 3.5x3.5 m

64.

M E S H .


Mesh breathes creativity. Multicoloured parallelograms form tripod-like shapes, cleverly puzzled together into a network of graphic elements. The contrasting colours and textures create a 3D-like effect that really makes the floor stand out. An expressive pattern that truly brings a space to life.



65.

GRAPHIC
ELEMENTS.
INTERLINKED
AND
INTERLOCKED.

66.



67.




SUBTLE,
OUTSPOKEN
OR SIMPLY
STRIKING.

This unique pattern comes in different colour combinations: subtle with wood tones exclusively, more outspoken with an extra hue of grey, or simply striking with a popping dash of pink. Invigorate your room by matching your furniture and design accessories to the colours in the floor. For a warm welcome that appeals to you from the moment you enter.



SHAPES
FORMING
NEW
SHAPES

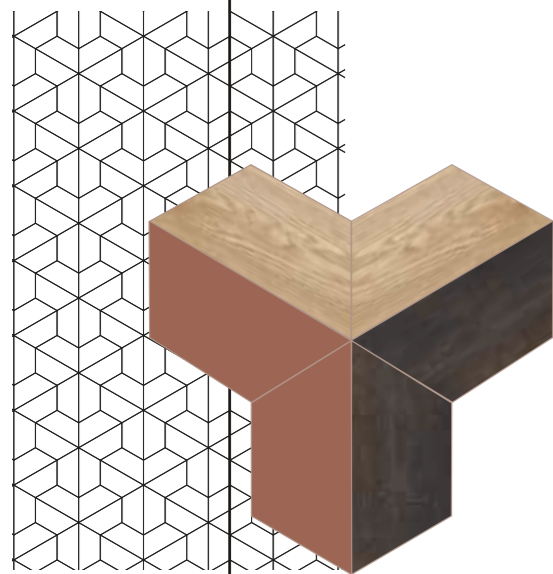
**CREA
TIVE** _
DESIGN FLOORS

68.



69.






The Mesh pattern allows you to cleverly play with colour. Made up of wooden textures, pink accents and grey tones, Mesh offers a combination for anyone who wants to pour their personality into their interior. The patchwork of colours and textures serves as a true eyecatcher. Mesh's presence helps filling up rooms that might otherwise seem empty, adding character along the way.



MESH 289



Full pattern: 3.5x3.5 m

72.


HEXA
GON.

SHOWCASE
YOUR
PERSONALITY.



Want to get creative? Hexagon lets you showcase your personality, without limits. Sobriety and simplicity meet in the monotextured tiles, where the hexagon shapes add an interesting texture. Imagination runs wild in the multitextured variations. Let your floor do the talking.

74.



75.



5 THEMES. 27 COMBINATIONS.

Choose between 27 unique colour combinations divided into five different themes. Hexagon Mono is all about simplicity, Hexagon Duo plays with duality. Hexagon Trio and Hexagon Quattro add an extra touch, surprising with a combination of grey and wooden tones. Hexagon Cluster is the true eye-catcher, giving the impression of a pattern within a pattern.

Mono

WITH A SINGLE
TEXTURE FOR
PURE
SOPHISTICATION

76.



77.


CREATIVE
DESIGN FLOORS



Duo

PLAYFUL COMBO OF
TWO COLOURS AND/
OR TEXTURES

80.



81.




82.



HEXAGON DUO 337


Duo

PLAYFUL COMBO OF
TWO COLOURS AND/
OR TEXTURES



HEXAGON DUO 323

83.



HEXAGON DUO 337

HEXAGON DUO 334

HEXAGON DUO 341

HEXAGON DUO 339

HEXAGON DUO 322

HEXAGON DUO 323


Trio

BOLD COMPOSITION
OF THREE COLOURS
AND TEXTURES

CREATIVE
DESIGN FLOORS

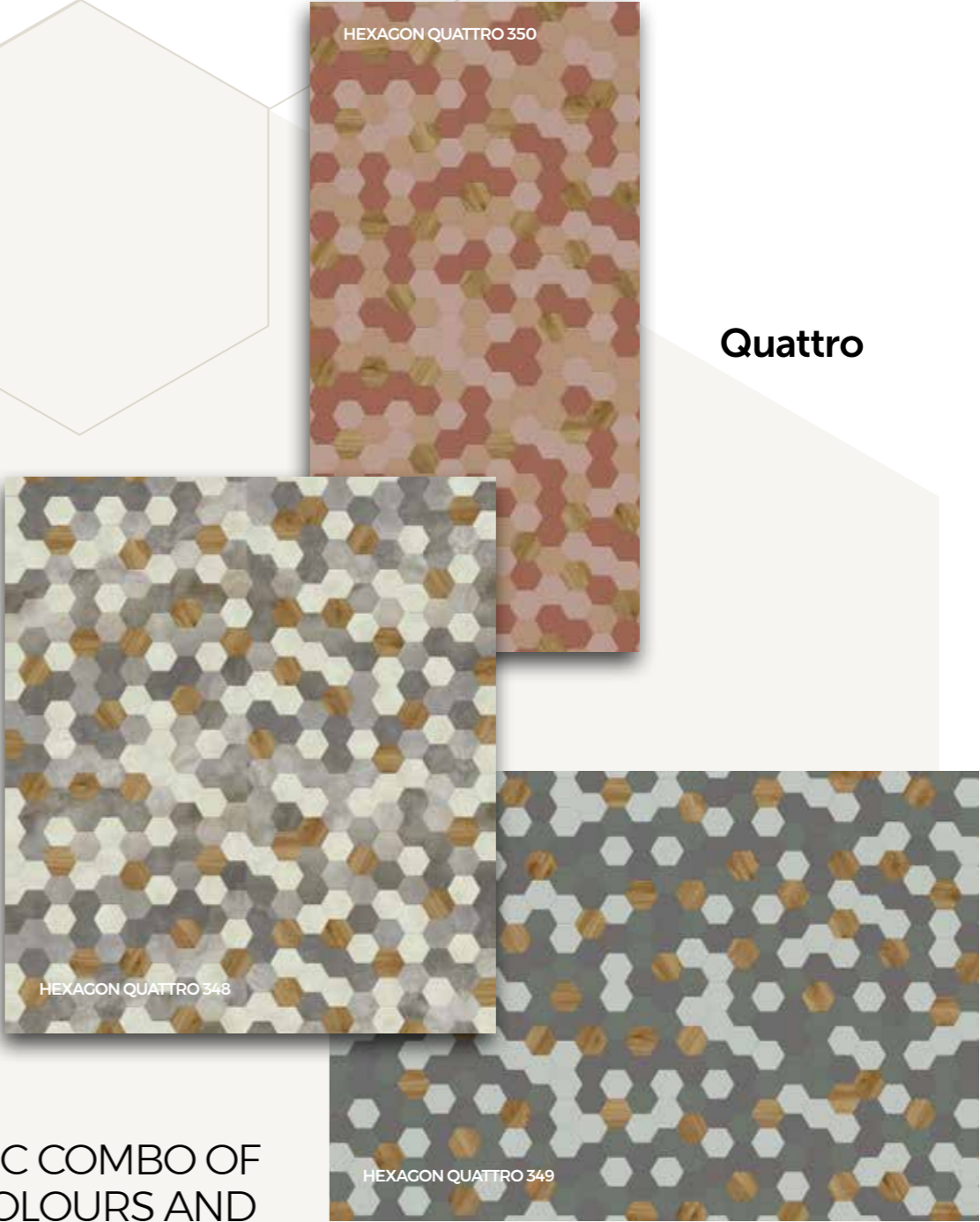


84.



85.


DYNAMIC COMBO OF
FOUR COLOURS AND
TEXTURES



86.


Cluster

SMART CREATION
OF A PATTERN
WITHIN A
PATTERN



87.





Full pattern: 3.5x3.5 m

88.

**B I G
H E X A
G O N .**

WHEN
ORGANIC
AND
MINIMAL
MEET.

The Big Hexagon pattern combines the best of both worlds: the honeycomb shape immediately evokes an organic and natural feeling. The geometry and regularity in the pattern make it look and feel modern and minimal. Whatever room you introduce the Big Hexagon into, its intriguing effect quickly swoops in.



B I G H E X A G O N .

90.



91.



SUBTLE OR
STATEMENT?
YOUR CHOICE.


Big Hexagon comes in nine different colour variations. Keep it simple with monotextured tiles, of which the cloudy grey ones have a surface almost reminiscent of marble. Or make a statement with the multicoloured compositions that cleverly combine warm wooden hues, darker shades and light grey tones.

92.



CREATIVE
DESIGN FLOORS

93.






BIG HEXACON 259



BIG HEXACON 260



Full pattern: 3.5x3.5 m


A R R O W _

Elegance characterises the Chevron shape. Simple on its own, but when mirrored next to itself, it becomes a dynamic silhouette: the arrow. Powerful. Guiding the eye, pointing the way. A shape that is classic, but ever so contemporary. Complements any industrial interior and adds a vintage vibe to other decors.


WHEN
TWO
BECOME
ONE.



98.



STRAIGHT AS AN ARROW.




99.

The Arrow pattern is an interesting adaptation of the classic Chevron motif. Resembling an elongated checker board pattern, it plays with contrast like no other. Choose between two variations: in Arrow Chevron Line, the tiles are aligned. In Arrow Chevron Drop, the positioning of the arrows resembles of a waterfall. Both make up intriguing geometrical patterns, adding an unexpected twist to your interior.

Drop

STAGGERED - FOR A
WATERFALL EFFECT



**C R E A
T I V E .**
DESIGN FLOORS

A R R O W




101.

Line

PERFECTLY ALIGNED
CHEVRON SHAPES



FROM ARROW LINE ...




THE LINE VARIATION OF THE ARROW PATTERN IS IDEAL FOR THOSE LOOKING FOR A CLASSIC YET UNIQUE LOOK. THE CHEVRON SHAPES ALIGNED LINEARLY MAKE FOR AN INTERESTING TILED PATTERN. ELEGANCE WITH A TWIST.



... TO ARROW DROP



A NOTEWORTHY TAKE ON THE LINE VARIATION: MEET DROP. ARRANGING SHAPES INTO AN ENTIRELY NEW PATTERN. AN EFFECT THAT IS REINFORCED BY THE HIGH CONTRAST IN COLOURS. FOR A DYNAMIC AND ENERGETIC EFFECT. JUST LIKE A WATERFALL.



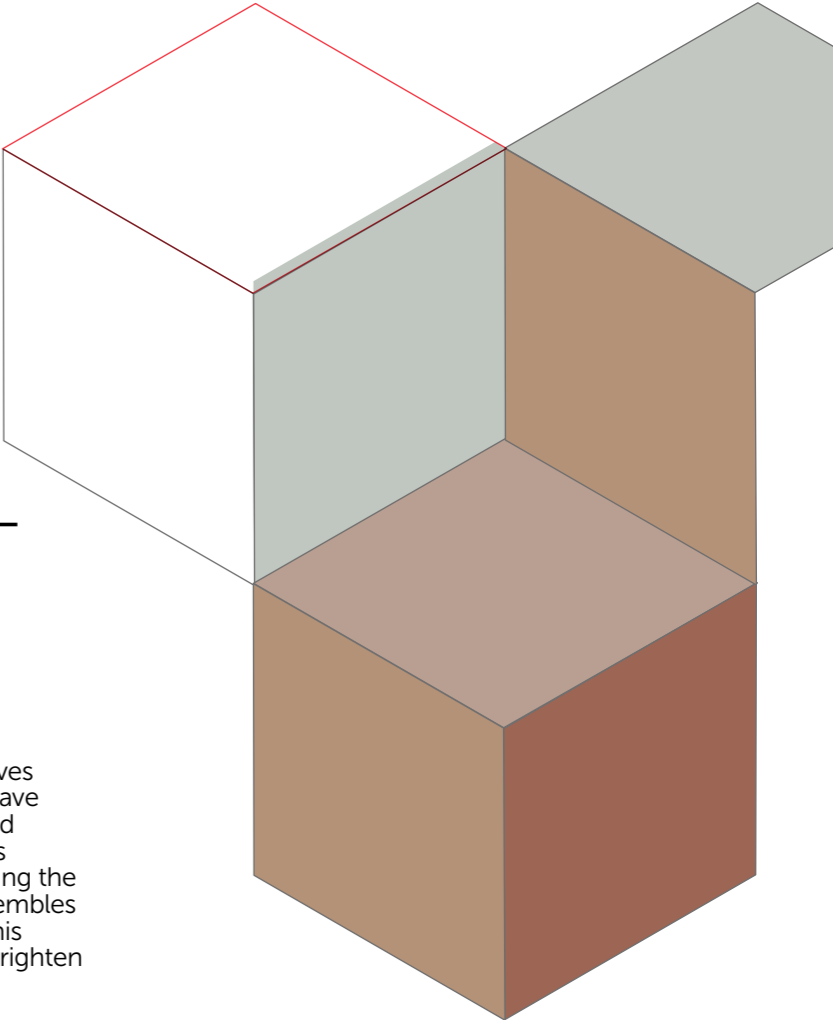
Full pattern: 3.5x3.5 m

104.


**D I A M _
O N D
C U B E S**

**SIZE
DOESN'T
MATTER.**


The Diamond – the smallest shape in our collection – proves tiles don't have to be big to leave an impression. The interlocked arrangement of the diamonds creates an optical illusion, giving the floor a 3D-like effect that resembles square cubes or staircases. This graphical element is sure to brighten up any room.



106.



107.




PLAYFUL.
QUIRKY.
CREATIVE.

The different tones in Diamond Cubes seem to form new colours with every combination. Grey and wood leave a cool, refreshing impression, whereas pink and wood combinations bring warmth. A playful effect that fits best in quirky interiors, creative decors and vintage inspired lounges, stylishly decorated with designer furniture.


GREY TONES
AND WOODEN
TEXTURES

108.




CREATIVE


DESIGN FLOORS



Diamond Cubes is the perfect fit for your bathroom. Made out of luxury vinyl tiles, it is water resistant, protected against temperature changes and incredibly easy to clean and maintain. The Diamond Cubes pattern has all it takes to make your morning routine even more invigorating. A stylish and refreshing design element, sure to liven up your bathroom.



PINK TONES
AND WOODEN
TEXTURES



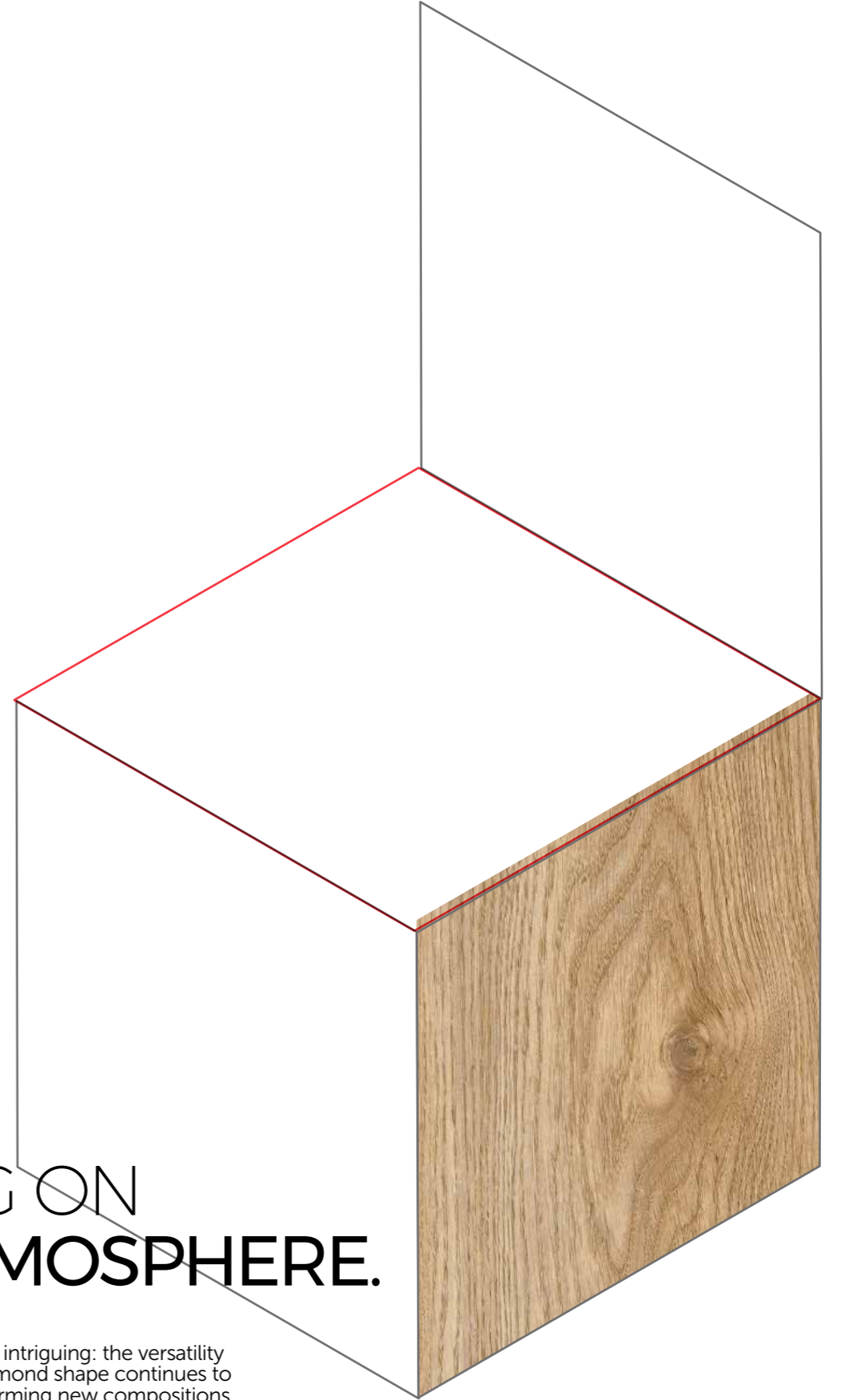
Full pattern: 3.5x3.5 m

112.

**B I G
D I A M
O N D _**

**BIG ON
ATMOSPHERE.**



Simple yet intriguing: the versatility of the Diamond shape continues to amaze. Forming new compositions depending on placement and colour use, the possibilities are endless. The interlocked arrangement creates an optical illusion, giving the floor a 3D-like effect that resembles of square cubes or staircases. This graphical element is sure to brighten up any room.



113.

B I G D I A M O N D _

114.



115.



WITH A
FLAIR FOR
THE DRAMATIC.

Imagine the checker board pattern with a new dimension. Literally. The combination of woody hues and grey tones almost gives the floor a dramatic look, with a vibrant contrast between colours and materials. Looking to add more character to your room? This absolute eye-catcher fills any space without effort.



BIG DIAMOND 356



BIG DIAMOND 356



BIG DIAMOND 355




BIG DIAMOND 357



BIG DIAMOND 424



BIG DIAMOND 417




117.

BIG DIAMOND

CREATIVE

DESIGN FLOORS

The right flooring adds character to a room. But let's not forget about functionality. Luxury vinyl tiles feel soft and warm to the touch. A cosiness that you can see and feel, especially convenient in the bedroom.

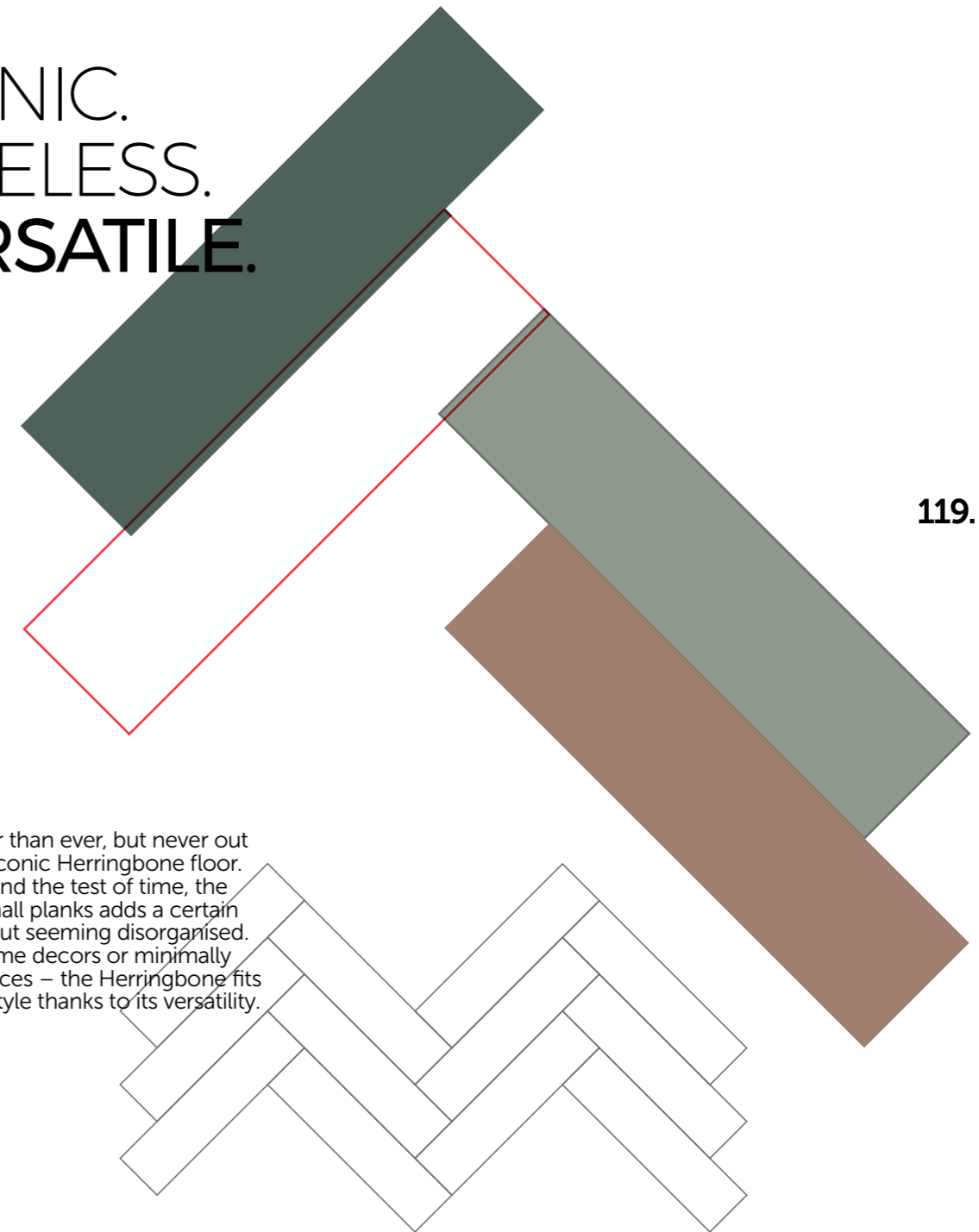


Full pattern: 3.5x3.5 m

118.

THE HERRING BONE.

ICONIC.
TIMELESS.
VERSATILE.




More popular than ever, but never out of style: the iconic Herringbone floor. Known to stand the test of time, the pattern of small planks adds a certain finesse without seeming disorganised. For rustic home decors or minimally designed spaces – the Herringbone fits any interior style thanks to its versatility.

119.




HERRINGBONE 330




HERRINGBONE 329

**C R E A
T I V E**
DESIGN FLOORS



**SOPHISTICATED
FINESSE IN
ANY INTERIOR.**



121.


Moods presents two lovely Herringbone patterns in contrasting themes, guaranteed to energise any room. Our green and grey gradient effortlessly complements urban interiors while adding a modern touch. Warmth and cosiness are key elements in our salmon and pink tone-on-tone variation. For an elegant and chic result that fits well in vintage interiors.



HERRINGBONE 329



HERRINGBONE 330



Full pattern: 3.5x3.5 m

124.

PEPPER.
PEPPER.

WHEN SHAPES PLAY TOGETHER

Pepper plays with shapes. The lively combination of the central hexagon surrounded by trapeziods gives the newly formed shape an almost circular look. For a dynamic effect guaranteed to attract attention, without bringing the space out of balance.



PEPPER

126.



A GAME OF LIGHT AND SHADE

127.



Contrast. Light and shade. So different, yet complementary. Just like salt and pepper. Pepper comes in three variations. Light wood adds a refined touch to the room, where the variation in dark oak brings a profound richness to your decor. Both colours meet in a playful spectacle of light and shade.





PEPPER 359



PEPPER 358

PEPPER 359

PEPPER 360



Pepper offers a style for every personality. The single-coloured variations radiate a subtle sophistication, whereas the duo-coloured variation breathes energy.

The Overview.

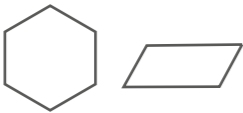
All creative design floors summarised in a clear overview, based on the 12 Moods patterns. This is the moment of truth: browse through the available floor design solutions and select your favourite Moduleo® Moods floor.

Bring your ideas
to life with our
room visualiser
at moduleo.com



READY
TO CHOOSE
YOUR
CREATIVE
DESIGN
FLOOR?

Wicker /



Wicker 266
Country Oak 54991
Mustang Slate 70998



Wicker 267
Sierra Oak 58346
Mustang Slate 70998



Wicker 268
Sierra Oak 58346
Mustang Slate 70928



Wicker 269
Mustang Slate 70928
Blackjack Oak 22937



Wicker 274
Country Oak 54991
Mustang Slate 70928



Wicker 284
Mustang Slate 70998
Blackjack Oak 22937



Wicker 285
Cloud Stone 46244
Blackjack Oak 22937



Wicker 286
Country Oak 54991




Wicker 287
Sierra Oak 58346


Chevron /




Chevron 101
Blackjack 22937



Chevron 103
Country Oak 54991



Chevron 262
Blackjack 22220



Chevron 263
Sierra oak 58876



Chevron 304
Sierra oak 58346




Chevron 305
Sierra Oak 58346
Sierra Oak 58876



Chevron 306
Country Oak 54991
Sierra Oak 58346




Chevron 307
Sierra Oak 58346
Sierra Oak 58876



Chevron 308
Country Oak 54991
Sierra Oak 58346



Chevron 309
Sierra Oak 58346
Sierra Oak 58876



Chevron 310
Country Oak 54991
Sierra Oak 58876



Chevron 418
Cloud Stone 46134




Chevron 419
Sierra Oak 58346
Country Oak 54991

Triangles /



Triangles 361
Sierra Oak 58346
Country Oak 54991



Triangles 362
Sierra Oak 58346
Sierra Oak 58876
Country Oak 54991



Triangles 363
Sierra Oak 58346
Sierra Oak 58876
Country Oak 54991

Vortex /



Vortex 364
Country Oak 54991
Sierra Oak 58346



Vortex 365
Country Oak 54991
Sierra Oak 58346
Sierra Oak 58876




Vortex 366
Country Oak 54991
Sierra Oak 58346
Cloud Stone 46244




Vortex 367
Desert Crayola 46454
Desert Crayola 46533
Desert Crayola 46562



Vortex 368
Sierra Oak 58346



Vortex 369
Country Oak 54991



Vortex 422
Desert Crayola 46533

Mesh /



Mesh 288
Country Oak 54991
Sierra Oak 58346
Cloud stone 46244



Mesh 289
Country Oak 54991
Sierra Oak 58346
Desert Crayola 46562



Mesh 290
Sierra Oak 58346
Desert Crayola 46533
Desert Crayola 45562



Mesh 291
Desert Crayola 46533
Desert Crayola 45562
Desert Crayola 46454



Mesh 292
Country Oak 54991
Sierra Oak 58346
Sierra Oak 58876



Mesh 416
Blackjack Oak 22229
Blackjack Oak 22937
Country Oak 54991

Hexagon /



Hexagon Mono 316
Sierra Oak 58346

Hexagon Mono 317



Jura Stone 46110

Hexagon Mono 318



Cloud Stone 46854

Hexagon Mono 319



Cloud Stone 46244

Hexagon Mono 320



Mustang Slate 70998

Hexagon Mono 321




Mustang Slate 70928

Hexagon Duo 322



Sierra Oak 58346
Jura Stone 46110

Hexagon Duo 323



Sierra Oak 58346
Cloud Stone 46854

Hexagon Duo 334



Sierra Oak 58346
Cloud Stone 46244

Hexagon Duo 335



Cloud Stone 46854
Cloud Stone 46244

Hexagon Duo 336



Mustang Slate 70928
Mustang Slate 70998

Hexagon Duo 337




Desert Crayola 46696
Desert Crayola 46772

Hexagon Duo 338



Desert Crayola 46616
Desert Crayola 46696

Hexagon Duo 339



Desert Crayola 46616
Desert Crayola 46772

Hexagon Duo 340



Desert Crayola 46562
Desert Crayola 46533

Hexagon Duo 341



Desert Crayola 46562
Desert Crayola 46454

Hexagon Duo 342




Desert Crayola 46533
Desert Crayola 46454



Hexagon Trio 347

Desert Crayola 46533
Desert Crayola 46454
Desert Crayola 46562



Hexagon Trio 344

Desert Crayola 46616
Desert Crayola 46696
Desert Crayola 46772



Hexagon Trio 353

Sierra Oak 58346
Mustang Slate 70928
Mustang Slate 70998



Hexagon Quattro 348

Sierra Oak 58346
Jura Stone 46110
Cloud Stone 46244
Cloud Stone 46854



Hexagon Quattro 349

Sierra Oak 58346
Desert Crayola 46696
Desert Crayola 46772
Desert Crayola 46616



Hexagon Quattro 350

Sierra Oak 58346
Desert Crayola 46562
Desert Crayola 46533
Desert Crayola 46454



Hexagon Cluster 348

Sierra Oak 58346
Jura Stone 46110
Cloud Stone 46244




Hexagon Cluster 354

Sierra Oak 58346
Jura Stone 46110
Mustang Slate 70998



Hexagon Cluster 353

Sierra Oak 58346
Mustang Slate 70928
Mustang Slate 70998



Big Hexagon 255

Mustang Slate 70998



Big Hexagon 256

Sierra Oak 58346



Big Hexagon 257

Mustang Slate 70928



Big Hexagon 259

Country Oak 54991



Big Hexagon 260

Cloud Stone 46134
Mustang Slate 70998
Sierra Oak 58346



Big Hexagon 261

Sierra Oak 58346
Cloud Stone 46134



Big Hexagon 420

Desert Stone 46616
Desert Stone 46696
Desert Stone 46772



Big Hexagon 293

Cloud Stone 46134



Big Hexagon 294

Cloud Stone 46244



Arrow Drop 373

Blackjack Oak 22220
Blackjack Oak 22937



Arrow Drop 374

Blackjack Oak 22937
Country Oak 54991



Arrow Drop 375

Sierra Oak 58346
Blackjack Oak 22937



Arrow Drop 376

Sierra Oak 58346
Sierra Oak 58876



Arrow Line 377

Blackjack Oak 22220
Blackjack Oak 22937



Arrow Line 370

Blackjack Oak 22937
Country Oak 54991



Arrow Line 372

Sierra Oak 58346
Blackjack Oak 22937



Arrow Line 371

Sierra Oak 58346
Country Oak 54991



Arrow Line 421

Mustang Slate 70998
Mustang Slate 70928



Arrow Uni 425

Mustang Slate 70998

Diamond cubes / 




Diamond Cubes 271

Country Oak 54991
Sierra Oak 58346
Desert Crayola 46696



Diamond Cubes 272

Country Oak 54991
Sierra Oak 58346
Desert Crayola 46772




Diamond Cubes 273

Country Oak 54991
Sierra Oak 58876
Sierra Oak 58346



Diamond Cubes 311

Country Oak 54991
Desert Crayola 46533
Desert Crayola 46562



Diamond Cubes 312

Country Oak 54991
Desert Crayola 46616
Desert Crayola 46772



Diamond Cubes 313

Country Oak 54991
Sierra Oak 58346
Desert Crayola 46533



Diamond Cubes 314

Country Oak 54991
Sierra Oak 58346
Desert Crayola 46454



Diamond Cubes 315

Country Oak 54991
Sierra Oak 58346
Desert Crayola 46562




Diamond Cubes 324

Country Oak 54991
Sierra Oak 58346
Desert Crayola 46616



Diamond Cubes 325

Desert Crayola 46533
Desert Crayola 46454
Desert Crayola 46562



Diamond Cubes 326

Desert Crayola 46616
Desert Crayola 46696
Desert Crayola 46772



Diamond Cubes 327

Sierra Oak 58346
Desert Crayola 46533
Desert Crayola 46562



Diamond Cubes 328

Sierra Oak 58346
Desert Crayola 46616
Desert Crayola 46772

Big Diamond / 



Big Diamond 355

Country Oak 54991
Sierra Oak 58346
Cloud Stone 46244



Big Diamond 356

Country Oak 54991
Sierra Oak 58346
Cloud Stone 46854



Big Diamond 357

Country Oak 54991
Sierra Oak 58346
Sierra Oak 58876



Big Diamond 417

Desert Crayola 46772
Cloud Stone 46854
Jura Stone 46110



Big Diamond 424


Desert Crayola 46772
Desert Crayola 46616
Cloud Stone 46854

Herringbone / 



Herringbone 329


Desert Crayola 46454
Desert Crayola 46533
Desert Crayola 46562



Herringbone 330

Desert Crayola 46616
Desert Crayola 46696
Desert Crayola 46772

Pepper / 



Pepper 358

Country Oak 54991



Pepper 359

Sierra Oak 58346




Pepper 360

Sierra Oak 58346
Country Oak 54991

The Moduleo® quality.

Creative design is one thing. Let's not forget Moods floors also have great functional features in terms of comfort and performance. Moods is a luxury vinyl floor collection with the quality Moduleo® is known for.



140.

141.

CREATIVE
DESIGN FLOORS

Design.

Beautifully creative

At this point, you've probably already seen how creative design floors take shape. In case you haven't: browse the Moods brochure to discover beautiful floor design.

Comfort.

Soft & silent

SOFT & WARM FEEL

The resilient layer of a Moods floor anticipates your body weight, offering you that soft feel underfoot. And it feels naturally warm too. Because a Moduleo® Moods floor has great insulating qualities, its temperature remains comfortable in every season.

UNDERFLOOR HEATING

Not warm enough? A Moduleo® Moods floor is perfectly compatible with underfloor heating.

SILENT ACOUSTICS

One of the main benefits of a Moduleo® Moods floor is its acoustic comfort. Luxury Vinyl is resilient, so it reduces reflective walking sound and transmission sound to a very comfortable level. If you want to avoid any annoying noises indoors, Moduleo® simply offers you the ultimate flooring solution.

Performance.

Waterproof & wear resistant

FULLY WATER RESISTANT

Luxury Vinyl repels water, making a Moduleo® floor the perfect solution for kitchens and bathrooms – and for every space at home for that matter. Water balloon fight inside? No problem. The floor is water resistant and easy to maintain.

PROTECTIVE TOP LAYER

Your Moduleo® Moods floor can take a beating. It is wear, scratch and stain resistant. The wear layer and patented Protectonite PU coating protect the design, prevent wear and limit scratches. It also repels dirt, dust mites and other allergens.

NO INDENTATION

Although a Moduleo® Moods floor is resilient, it has no indentation issues. The floor returns to its original state when weight or pressure from heels or furniture legs is reduced.

EXCELLENT STABILITY

The patented system with strong glass fibre layer guarantees the high dimensional stability of a Moduleo® Moods floor, resulting in minimal shrinkage and expansion due to variations in temperature or humidity.

GUARANTEED QUALITY

When properly cared for, a Moduleo® Moods floor is extremely durable. That's why we gladly offer you long-life warranty of 20 years.



The Completion.

There's more to Moduleo® than creative Moods floors. So, here's a small introduction to our other collections: from contemporary Moduleo® design floor ranges to the engineered vinyl floor collection LayRed®.

Moduleo® Design Floors
With three design collections and a contemporary parquetry offer, Moduleo® offers you a comprehensive range of design floors, each with its own characteristics.

Moduleo® LayRed®
Looking for a renovation-friendly floor? LayRed® with integrated underlay is Moduleo®'s engineered vinyl floor collection: The perfect flooring solution for uneven subfloors, with great acoustic qualities


LOOKING
FOR
SOMETHING
DIFFERENT?

FOR THE
LOVE OF DESIGN

The Moduleo® Design Floor collection is on trend, ranging from pure, more pronounced wood to elegant, more distinctive stone designs, with colour variations from light to dark and everything in between. For those who like to go big, a selection of XL planks and tiles is available. While for those who prefer a more refined design, there's a herringbone pattern too.



Blackjack Oak 22937 / TRANSFORM



Blackjack Oak 22330 / IMPRESS

IMPRESS
NATURALLY IMPRESSIVE
FLOORS

The name of the Impress collection immediately makes clear what the collection represents: a truly unique impression. The embossing technology contributes to the true-to-nature look and authentic feel of all the designs in the collection.



Mustang Slate 70968 / IMPRESS



Laurel Oak 51282 / PARQUETRY

PARQUETRY

Are you looking for a truly refined, classic look? With Parquetry, Moduleo® adds a contemporary herringbone offer to its design floor collection: a variety of on-trend colours, available in short herringbone sizes. Only for dryback installation.



Country Oak 54852 / PARQUETRY

SELECT
SIMPLY REFRESHING
DESIGN

With Moduleo® Select vinyl floors you no longer need to choose between form and function. The collection presents designs of timeless beauty inspired by the richness of nature and is perfectly suited to the rough and tumble of family life.



Santa Cruz 59823 / IMPRESS

TRANSFORM
BIGGER, BETTER
& BOLDER

Could you choose between design, quality and convenience? Thankfully, you don't have to. The luxury vinyl floors in the Transform collection offer added value at every level: they're absolutely beautiful, wear resistant and easy to maintain.



ENGINEERED
VINYL FLOOR
COLLECTION

FLOORS
FOR EVERY
CHALLENGE



reddot winner 2020


148.

ONE PLANK,
12 LAYERS,
THREE BENEFITS:

DESIGN &
PERFORMANCE
Scratch &
stain resistance

COMFORT
Soft & silent

STRENGTH
Rigid vinyl with
integrated underlay



01. STRONG

LayRed® is engineered vinyl, making it the perfect flooring solution for renovation projects. Thanks to its non-telegraphing core, LayRed® has the ability to bridge gaps and slight unevenness in the subfloor. High and low spots won't telegraph through the surface.

What's more, the integrated underlay covers any imperfections. No levelling preparation is needed. LayRed® is easy to install, without adhesive. A LayRed® floor is installed in no time and can be occupied immediately.

02. SOFT & SILENT

The acoustic layer of LayRed® provides you that soft and warm feel underfoot. It is resilient and anticipates body weight, making it softer than rigid alternatives.

LayRed® is also pleasingly silent. The acoustic layer softens reflective walking sound: no cracking sounds or annoying click-clack noises when walking over LayRed®. The integrated underlay reduces transmission sound up to ΔL_w 22 dB or ΔL_{lin} 10 dB. LayRed®'s sound absorbing qualities are demonstrably better than other rigid vinyl floors.

03. BEAUTIFUL &
WEAR RESISTANT

The LayRed® collection consists of in-house developed and printed designs, all inspired by wood and stone. Every design has pin-sharp details, lifelike textures and few repetitions, making sure your floor looks as unique as nature.

LayRed® is scratch and stain resistant thanks to the double TwinGuard PU protective layer which protects the floor from scratches and dirt penetration, ensuring the design remains in perfect condition.

LAYRED®
Engineered vinyl floors

LayRed® is the engineered vinyl floor collection from Moduleo®: super strong, with a soft feel and silent acoustics, designed to stand its ground in the most extreme circumstances. A premium floor with integrated underlay - the signature red back of LayRed® - that is up for every challenge at home.

Moduleo® LayRed® with integrated underlay is the single best product on the market that combines exceptional strength, comfort and performance.

STRONG.
YET SOFT
& SILENT.



up to
22 dB ΔL_w
10 dB ΔL_{lin}

Silent
acoustics

Warm feel
& soft touch

Water resistant

With integrated underlay

Perfect for
uneven subfloors

The Installation.

Moduleo® Moods floors are easy to install the traditional way – with an adhesive. To ensure a beautiful and durable result, we recommend having your floor installed by your Moduleo® dealer though.

Installation Moduleo® Design Floors

Dryback Traditional installation



This is the traditional installation method: the geometric shapes are glued with a special adhesive to a thoroughly prepared surface or underfloor that is hard, dry and flawless.

With a solvent-free glue you opt for a permanent flooring solution. First thoroughly prepare the subfloor until it is level, hard and dry.

We recommend having your floor installed by your Moduleo® retailer. Find your nearest Moduleo® flooring specialist at moduleo.com.

Choose the right underlay

We advise the use of an Xtrafloor® underlay as a leveller and to further improve sound dampening.

The Xtrafloor® Flex Pro underlay offers a comprehensive solution for a traditional dryback installation without any need for adhesives. Its self-adhesive side guarantees a convenient installation: quick, clean and simple.

For more information about Xtrafloor® products: xtrafloor.com.



Flex Pro underlay



For more detailed installation instructions: visit installandclean.com/moduleo or scan the QR - code.

The Finishing.

Moduleo® Moods floors are perfectly compatible with Xtrafloor® accessories: matching skirting boards and profiles for a beautiful finish.

Skirting boards



Standard skirting boards

Our standard skirting boards fit in with every interior, seamlessly connecting floor and wall. Unique patented technology ensures an identical finish between the Moduleo® floor and the Xtrafloor® skirting boards when it comes to design, colour and texture. They are easy to install: glue them against the wall, effortless without clips or nails.



The identical connection with your Moduleo® vinyl floor



Painted skirting boards

Just like the standard skirting boards, Xtrafloor® painted skirting boards are wear resistant and low maintenance, and can effectively and effortlessly hide cords and cables. Supplied ready primed, the painted skirting boards are available in two heights: 6 cm or (adjustable) 10 cm.



Match the colour of the skirting boards to your walls

Profiles

Available in black and silver.



Multifunctional profile
Connects your Moduleo® LayRed® floor to higher or lower surfaces. For height differences of up to 12 mm.



Adjustment profile
Connects your Moduleo® LayRed® floor to higher or lower surfaces. For a quick and smooth transition.



Expansion profile
Covers the dilatation joint between two connecting floors on the same level.



End profile
For a strong finish between your Moduleo® LayRed® floor and wall, raised door threshold, window or cupboards.



Stairwell profile (inner corner)
For a smooth transition from floor to stairwell.



Stairwell profile (outer corner)
For a smooth transition from floor to stairwell.

The Maintenance.

Take good care of your new Moduleo® Moods floor and you will enjoy it for a lifetime. Cleaning and maintenance? We leave that to you – piece of cake.

Cleaning & maintenance

Download our cleaning & maintenance instructions at moduleo.com



Good cleaning and maintenance help preserve the appearance and extend the life of your Moduleo® Moods floor.

Cleaning frequency depends on how intensely the floor is used, how many people walk on it, how dirty it is and what colour and what type it is.

Moduleo® Moods floors are given extra protection by a Protectonite PU coating on top of the resistant wear layer. The lacquer protects against dirt and makes cleaning easier. Thanks to the patented Protectonite technology, your Moduleo® Moods floor does not need to be pre-treated with a protective agent.



CLEAN REGULARLY

Removing dirt:

- Vacuum regularly
- Mop with a damp cloth
- No unnecessary cleaning agents

Removing stains:

- Absorb moisture with a dry cloth
- Mop with water
- If necessary, use a cleaning agent with neutral pH (e.g. from the range of james.eu)



Ask your Moduleo® retailer for more information about our maintenance solutions



The Company.

Good design is sustainable.
Moduleo® Moods floors
are entirely designed and
engineered in our eco-friendly
production plant in Avelgem,
Belgium.

156.



Paving the way towards more sustainable flooring solutions contributing to the wellbeing of people

Moduleo® sets the standard for future generations of luxury vinyl floors. We aim to stand out with on-trend design and innovative comfort. Our intention is clear: we want people to enjoy our floors. The people who walk, play and live on our vinyl floors are at the centre of everything we do.

158.

Moduleo® luxury vinyl floors are produced in our vertically integrated factory in Avelgem (Belgium), which is specially constructed to enable us to produce flooring in a responsible manner. Unlike other producers we have full control over the design, production and logistics process.

Choosing Moduleo® is making a choice for the future. Thinking sustainably and working from our very own purpose-built,

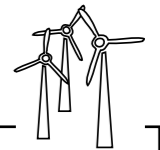
eco-friendly production plant are only some of the ways we are doing things differently, but they are our contribution to a better world and a more beautiful environment.

Moduleo® is the residential luxury vinyl floor brand of IVC Group, a world leader in the development and manufacture of vinyl floors. Since 2015, the IVC Group has been part of Mohawk Industries Inc., the world's market leader in flooring.



100% BELGIUM
DESIGNED AND
PRODUCED IN

moduleo®



100% renewable energy through our windmill and solar operations, and selective energy sourcing

100% renewable energy

While making flooring solutions, we rely on natural resources like the wind, water, air and sun as much as possible to reduce the environmental impact of our manufacturing process.

159.

Wind



Our plant in Avelgem (Belgium) is equipped with 3 wind turbines that generate around 11 GWh of renewable energy a year (as much as the yearly consumption of 3000 households). With this clean energy, we power our own production facilities and electric trucks, and give back to the grid.

Water



The manufacture of high-grade vinyl floor requires cooling water to absorb heat in the different stages of production. We use surface water from the nearby river Scheldt as a secondary coolant. With a minimal amount of energy, river water is pumped up and sent along the closed-loop flow.

Air



Producing luxury vinyl floors requires cooling agents lower than those afforded by the river Scheldt. We use natural refrigerants: biodegradable gases that are perfectly safe and harmless to the ozone layer.

Sun



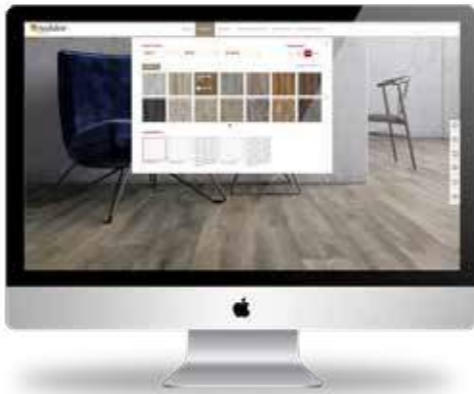
Our Flooring Development Centre in Waregem is sustainable, not only through ventilation with heat recovery, free-cooling system and intelligent LED lighting, but also by installing solar panels on the roofs of the adjoining warehouses.

Thanks to the smart use of green energy, our plant in Avelgem is one of the most eco-friendly vinyl flooring plants in the world.

Explore Moduleo®.

There's more to Moduleo® than creative Moods floors: discover our other vinyl floor ranges, let your inspiration roam free and bring your ideas to life online.

Get inspired at moduleo.com



Room visualiser

Bring your ideas to life

Combine brand new flooring formats to create unique wood and stone effect designs from selected products in the Select, Transform, Impress, Parquetry, Moods and LayRed® ranges.

The designs range from mild to wild, from classically elegant to wildly dynamic, giving you complete flexibility to create bespoke, design-led floors that reflect your individual style.

160.



Brochures

Find and download our flooring brochures at moduleo.com. They feature our full range with wood and stone finishes across our incredible Select, Transform, Impress and Parquetry design floor collections, our creative Moods floors and our engineered vinyl collection LayRed®.

161.



Inspiration

Nothing is better than seeing the flooring on location, so we've gathered a whole world of design inspiration to give you the flooring ideas you need to turn your dreams into reality.

Choose your inspiration by room or by finish.

Ask for samples

You've narrowed down your choice to a few designs. Now you want to see what your floor will look like in your interior. Great idea. We gladly offer you 4 floor samples for free. Moods® floor samples not available. Order yours at **moduleo.com**.

FOLLOW US ON





Find a dealer nearby

You're totally convinced you want
Moduleo® Moods in your home? Or you
want to see Moduleo®'s creative design
floors in real life first? Find a retailer nearby:

www.moduleo.com

